






Lesson 12 - Teachers/Leaders Notes

This lesson recaps the chords notes and skills learned in this unit. It builds to a longer performance piece combining chords, notes and dynamics.

Objectives

-  To pick and strum within the same piece of music.
-  To understand the elements of an effective performance.
-  To be able to perform the ukulele to a small audience.

By the end of the lesson;

All Students will be able to play a small part of a performance piece. Staying silent at the beginning and end of the piece.

Most Students will be able to perform a full performance piece with some of the elements of an effective performance such as silence at the beginning and end.

Some Students will be able to perform the whole piece of music as part of an effective performance showing confident playing, with silence at the beginning and end. They will understand the correct steps to take should they make an accidental error in their playing.

Helpful Hints



This lesson focuses heavily on the idea of performing. It would be really good if pupils were able to perform the piece learned at the end. This could be in an assembly, a short performance to parents or just invite another class in to watch you play.



As this is the last lesson of the unit, it might be a good idea to take a few lessons to rehearse before your performance. You could include a few of the other pieces from units 1 and 2 to make a short concert.



There are quite a few elements to 'Getaway' particularly the two sections - strumming and picking. If your pupils are struggling then you could have different groups playing the different sections.



As always it is okay if some people want to miss out certain chords, though remember it helps to practice!

